

# Teachers'

# Swap Shop

"And thou shalt teach them diligently unto thy children ..." - Deuteronomy 6:7


From light weight cardboard or suede paper, make two Christmas trees (or any other seasonal figure) as large as you need.

Divide one of the trees into as many sections as you have children in the class. Size the sections so they are big enough to have an envelope pasted on the back. Each child gets one of these sections to take home (with envelope on back).

The second tree serves as a reminder leading up to the final missionary offering. It has the same sections outlined on it.

At your final missionary offering time, have each child bring his/her section with their missionary offering in the envelope. Each child's section (with envelope) is hung on the second tree over the appropriate section outline. This will be an incentive to complete the entire tree.

## BOOST Missionary Giving



### July/August 2010

IDEA CATEGORY .....	PAGE
Bulletin Board .....	P3
Contest/Game/Puzzle .....	15
Incentive .....	15
Lesson/Challenge .....	4,7
Memory Work .....	15
Missions .....	1,16
Object Lesson .....	6,8,12-14
Prayer .....	5
Quote .....	4
Song .....	5,9,10-11
Suggestion .....	3

### SEASONAL KEY

Patriotic .....	P
-----------------	---

# Teachers' Swap Shop

**PUBLISHED BIMONTHLY** by Sacred Literature Ministries. Distributed by regular mail within USA, and ONLINE at [www.slmstss.org](http://www.slmstss.org)

## **YOUR ANNUAL OFFERING**

Funding for the publication is provided through your annual offerings. Any time we receive your financial support, your subscription will RE-start, with expiration one year later.

## **SUBSCRIPTION RENEWAL**

At the discretion of SLM, your subscription may be extended through the end of the year to await your renewal.

## **COPYRIGHTS**

To protect the rights of each idea contributor, any idea in an SLM publication may be reproduced, but only for the students in your home or classroom. To distribute copies in greater quantities, to display an idea on the internet, or to make mass distribution in any other way, permission must be obtained from the original idea contributor.

**Editor:** Stephen Diachenko

Sacred Literature Ministries  
PO Box 777  
Taylors, SC 29687

Phone: 864-244-7524 - Please leave your message and a number where you can be reached on weekday evenings or Saturday morning.

# **SPEND ONE DAY LIKE THIS** ... then do it again the next.

Good morning! It's time to WAKE UP. Sit up, dangle your feet, and reach for your Bible. Turn to the place you chose the night before. Read ten verses or more and ask yourself:

What did God's Word say?

What does God's Word mean?

What is God saying to ME?

Admit to God that you need His help today. Put your Bible back next to your bed.

Now GET OUT OF BED. Wash up, brush your teeth, etc. Leave everything tidy. Dress in clothes that you laid out last night. Put pajamas under pillow and make bed neatly. Pick up anything that is out of place. For next time, remember: It never takes less time to put it away than right now.

OFF TO BREAKFAST. Speak pleasantly to all; be sure to thank God for the food He provided. Take care of dishes after eating. Don't forget to cheerfully do any family chores assigned.

OFF TO SCHOOL OR CHURCH. Be ready to tell someone something about Jesus. Remember to review your memory verse.

Evening at BEDTIME. Encourage your family in Bible reading and worship. Put homework, books, snacks and anything else needed tomorrow for school or church in backpack or near the door. Choose tomorrow's clothes and lay them out. As you wash up and jump into your pajamas, put all dirty clothes into the hamper. Put away anything else which you left out, and be determined not to let them pile up again. Be sure your Bible is by your bed and in reach. Hop into bed. Think about your heavenly Father. Thank Him for all He did today to lead you closer to Himself (whether it was hard for you or easy). Thank Him for giving you all you needed for the day. Ask Him to keep your heart surrendered to Him.

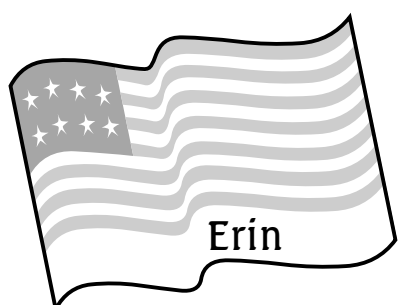
GOOD NIGHT!

submitted by Dale Ellis Moore


## Email Users: COULD WE ASK A FAVOR?

We have seen an increase in online subscribers just since we have used a simple technique to spread the word about our website. On the bottom line of all emails we send, we simply put, "Check out children's ministry resources at [www.slmtss.org](http://www.slmtss.org)"


If you feel you could recommend *Teachers' Swap Shop* to those you correspond with, would you use that same line at the bottom of your email message - just for a period of one month. You probably have more influence than you know, and even if the recipient of your message is not involved in children's ministries, they might take your recommendation and pass it on to someone who is. Just a thought.




**F** - Forever




**L** - Love



**A** - Almighty




**G** - God




Cut flags out of construction paper or felt and glue them on the board with the acrostic message above. Have a flag for each child with his/her name on it.

- Sheila Gaddy



### **Psalm 33:12**

*Blessed is the nation whose God is the LORD; and the people whom he hath chosen for his own inheritance.*



# Take the Time It Takes

Perhaps you have heard the sad story of the music director who led the congregation in a closing hymn on Sunday morning. He said, "We're running short on time, so let's just sing the first two verses of 'Take Time To Be Holy.'"

Perhaps we are all guilty of that attitude from time to time. We get into routines in our services and in our personal worship. The special music becomes a performance to be graded. Our note taking on the message becomes a tool for staying awake rather than an expression of our hearts to accept and apply God's message. Time spent "fellowshipping" becomes nothing more than "catching up" with friends with no thought of sharing the personal impact of the sermon or lesson.

The song "Take Time To Be Holy" has it right. It doesn't speak of "putting in your time" to be holy. It says you must take whatever time it takes to know God and learn from His Word. It speaks of full submission to Him.

## Prayer Request:

Over the years, God has miraculously provided funding for *Teachers' Swap Shop*. Together, we must count on His goodness once again. So far during 2010, expenses have been over \$1500.00 more than we have received in support. Reserve funds from last year are disappearing quickly. In addition, we are looking at very low renewal rates, which does not bode well for the future. Please pray that the Lord's leading will be clear to us.

Reminder: The January/February 2011 issue will be sent only to those who renewed during 2010. So, don't forget to renew. Your expiration date is on your address label as a reminder.

A recently heard quote went something like this:

**Yesterday** is history.  
**Tomorrow** is a mystery.  
**Today** is a gift ... so we call it the **present**.



In your efforts to redeem the time, it will help to see today as a gift from God, a present that is opened slowly, revealing the blessings of reward and testing that draw us closer to Him.

## We're Disciples Too!

Tune: "Bringing in the Sheaves"

There were twelve disciples  
Jesus called to help Him:  
Simon Peter, Andrew,  
James, his brother John,  
Philip, Thomas, Matthew,  
James the son of Alphaeus, (Alph-yus)  
Simon, Judas, Thaddaeus (Thadd-yus)  
and Bartholomew.

### CHORUS:

We're disciples too!  
We're disciples too -  
Jesus called to follow.  
We're disciples too!

We're disciples too!  
We're disciples too -  
Jesus called to follow.  
We're disciples too!

by Rita Sage

## PRESCHOOL Finger Play on Prayer

Five little children  
Saying their prayers at night.  
The first one said,  
"Lord, thank You for the light."

The second one said,  
"We thank You for the dark."  
The third one said,  
"We thank You for the park."

The fourth one said,  
"Lord, thank You for Your Son."  
The fifth said, "Thank You  
For all You've done."

by R. Volle-Maness



# FALSE LABELS

## MATERIALS:

Three or four bottles with false labels or figures like those shown below.


## REFERENCES:

Exodus 20:16, Colossians 3:9, Proverbs 6:16-19, Revelation 21:27, Psalm 19:14.

## PROCEDURE:

Introduce the Lying Label family: Daddy Paint, Sister Perfume, Mother Iced Tea, Brother Ink, or any other false labels you choose.

Discuss the commandment “thou shalt not bear false witness against thy neighbour.” The children will probably help to tell you what a false witness is, but stress with them that it involves the purpose or intent to deceive. Make it clear that lies may be acted out, as well as told. The children may like to read some of the Bible references, noting the verbs “tell” and “make” a lie.



## SPECIFIC INSTANCE:

A hurrying doctor asked a boy the way to a certain community. The boy said nothing but pointed his finger in the opposite direction “just for fun.” Later it was learned that the doctor failed to reach a sick girl in time ... and she died ... because a boy lied without saying a word.

## STORY:

Enlarge on the story of Louise who was visiting her grandmother in the country. As they were drying the best party dishes, Grandmother was called to the telephone. Louise dropped a dish and broke it. Tempted to throw the pieces in the garbage pail because a pile of five good plates looks almost like six, Louise recalled the song: “Yield not to temptation, for yielding is sin.”

As she considered the song, she heard Grandmother still talking on the phone, then the chorus of another song helped her:

Ask the Saviour to help you,  
Comfort, strengthen, and keep you,  
He is willing to help you,  
He will carry you through.

Louise courageously told Grandmother. Grandmother was sorry about the plate, but proud of her truthful granddaughter.

## CONCLUSION:

End with a positive emphasis on truth and God’s help. If desired, paste true labels on the bottles. Close the lesson with the song, “I Would Be True.”

by Laura Emerson

**OLD LIFE**  
**BONDAGE TO SIN**

**NEW LIFE**  
**FREEDOM IN CHRIST**

For a flannelboard lesson, simply prepare these figures and word strips. Place them on the board as the lesson is given.

BEFORE conversion  
under Satan

the sinner has

NO GOD  
Ephesians 2:12

NO CHRIST  
Ephesians 2:12

NO REAL LIFE  
Ephesians 2:1

NO HOPE  
Ephesians 2:12

NO PEACE  
Isaiah 57:21

NO ESCAPE  
Romans 2:3

LOST &  
Bound for HELL

AFTER conversion  
under Christ

the believer has

THE HEAVENLY FATHER  
John 1:12

THE SAVIOUR  
John 4:42

THE HOLY SPIRIT'S PRESENCE  
John 16:7

EVERLASTING LIFE  
John 3:16

HOPE  
Hebrews 6:19


PEACE  
Isaiah 26:3

SAVED &  
Bound for HEAVEN

# APPLE LESSON

**Preparation:** Cut two apple figures using the pattern below - one from red construction paper and one from white. Enlarge as desired. Put a bold outline on both apples. Add shading to the red one to make it look as realistic as possible. Put a line of glue on the straight area shown in the diagram to glue the red apple on top of the white apple. Create a fold in the top (red) apple so it can be opened to reveal what is inside, as shown in the inset diagram.

**Lesson:** Years ago, boys and girls would go to the market or store for their mothers? It was just one of the chores that children did to help. On this particular occasion, Jimmie went to the store for his mother after he came home from school. His mother gave him a little bit of money to buy anything he wanted. Jimmie noticed a nice, big apple and he bought it from the grocer. On the way home, he shined it on his pants until the apple was shiny



and smooth. He admired it so much that he didn't even want to eat it. His mother suggested he just cut it in half and eat part of it now, and part later. Jimmie did that, but when he cut it in half, a big, dark spot was inside, with a fat worm in it. (Open apple on fold to show dark spot and worm.)

“Mother! How did that worm get in the apple?”

“Jimmie, that apple had no bad places on the outside at all, did it? The worm got in there as an egg when the apple was nothing more than a blossom.”

Boys and girls are just like that apple. You are born with a problem inside. You are born with a sinful heart. Psalm 51:5 says, “Behold, I was shapen in iniquity, and in sin did my mother conceive me.”

Since the day that Adam and Eve sinned, everyone after them has been born in sin. We all have a rottenness in our hearts - the rottenness of sin. God can make our sinful hearts clean. I Corinthians 15:22 says, “For as in Adam all die, even so in Christ shall all be made alive.” God's Own Son, Jesus Christ, took the punishment for your sin when He died on the cross. If you receive Christ into your heart as your Saviour right now, He promises save you from your sin. (John 1:12).

Mrs. K. B. Russell

# Sing Around the Block

Make a block that is six to eight inches square (even larger, if you will be in front of a large group). You could make it of wood, but it will be lighter to use a square cardboard box from a shipping supply store. Paint or cover each side with a different color to contrast with the figures that will be glued on next. Put a figure on each side of the block that symbolizes each verse of the song. Turn the block to show the children what verse to sing next.

Two songs that come to mind are: "I Believe the Bible" (*Salvation Songs Favorites*, song #3) and "Oh, Be Careful Little Eyes What You See" (*Salvation Songs Favorites*, song #37). (*Salvation Songs Favorites* is available from CEF Press at [www.cefpress.com](http://www.cefpress.com) and at 800-748-7710)

Verse One - Using an open Bible figure on one side of the block, sing:

I believe the Bible.

I believe the Bible.

I believe the Bible is the Word of God.

Verse Two - Using a figure of the face of Christ, sing:

I believe in Jesus.

I believe in Jesus.

I believe in Jesus, He's the Son of God.

Verse Three - Using a figure of a cross over a globe, sing:

Jesus died for sinners.

Jesus died for sinners.

Jesus died for sinners. Jesus died for me.

Verse Four - Using the figure of an empty tomb, sing:

Jesus Christ is risen.

Jesus Christ is risen.

Jesus Christ is risen. He arose for me.

Verse Five - Using the figure of a cloud, sing:

Jesus Christ is coming.

Jesus Christ is coming.


Jesus Christ is coming in the clouds for me.

Add the following for Verse Six - Using the figure of a heart with the word "Trust" inside, sing:

Will you trust my Jesus?

Will you trust my Jesus?

Will you trust my Jesus and be saved from sin?



For the song "Oh, Be Careful Little Eyes What You See" use the figures mentioned in the song. (EYES, EARS, MOUTH, etc.)

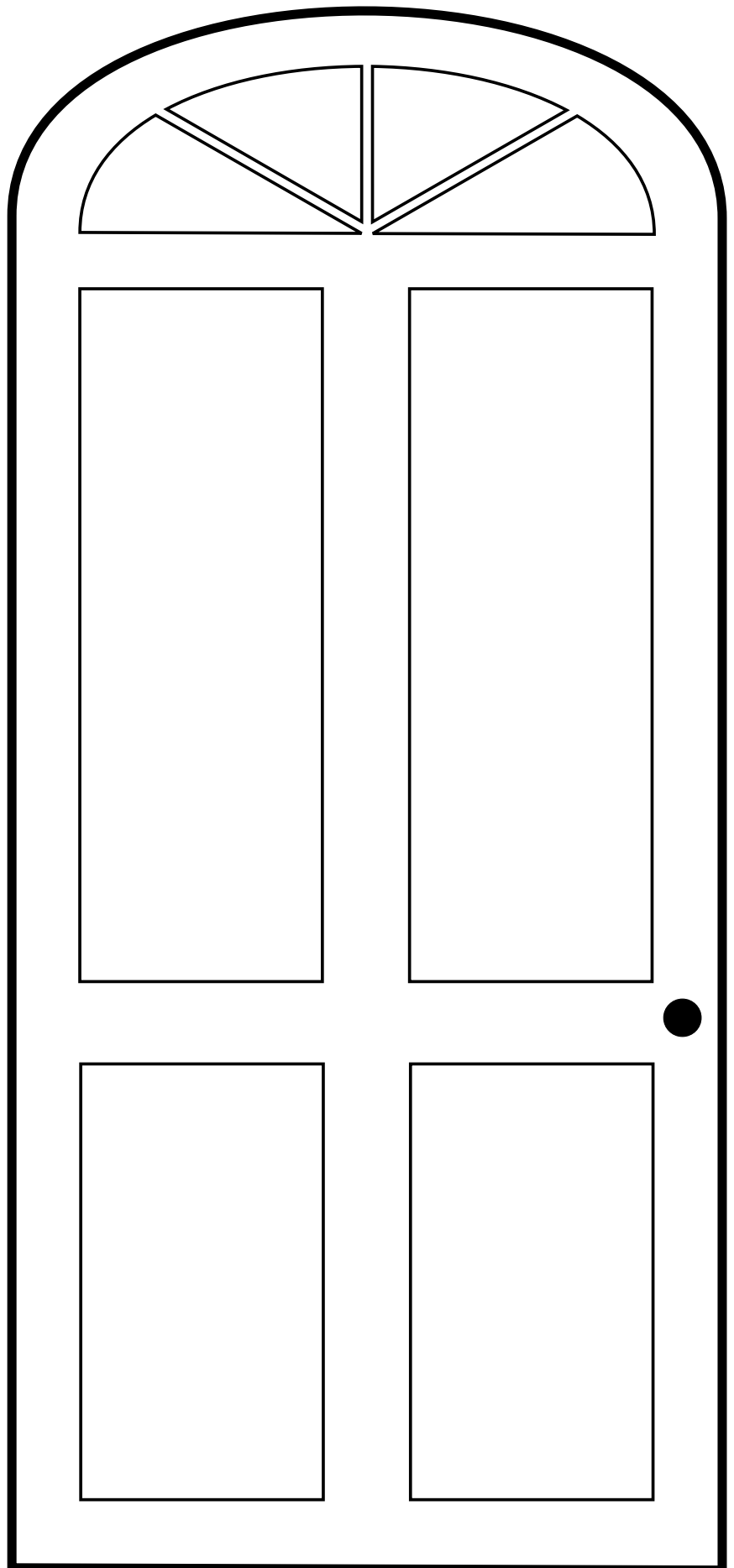
# One Door

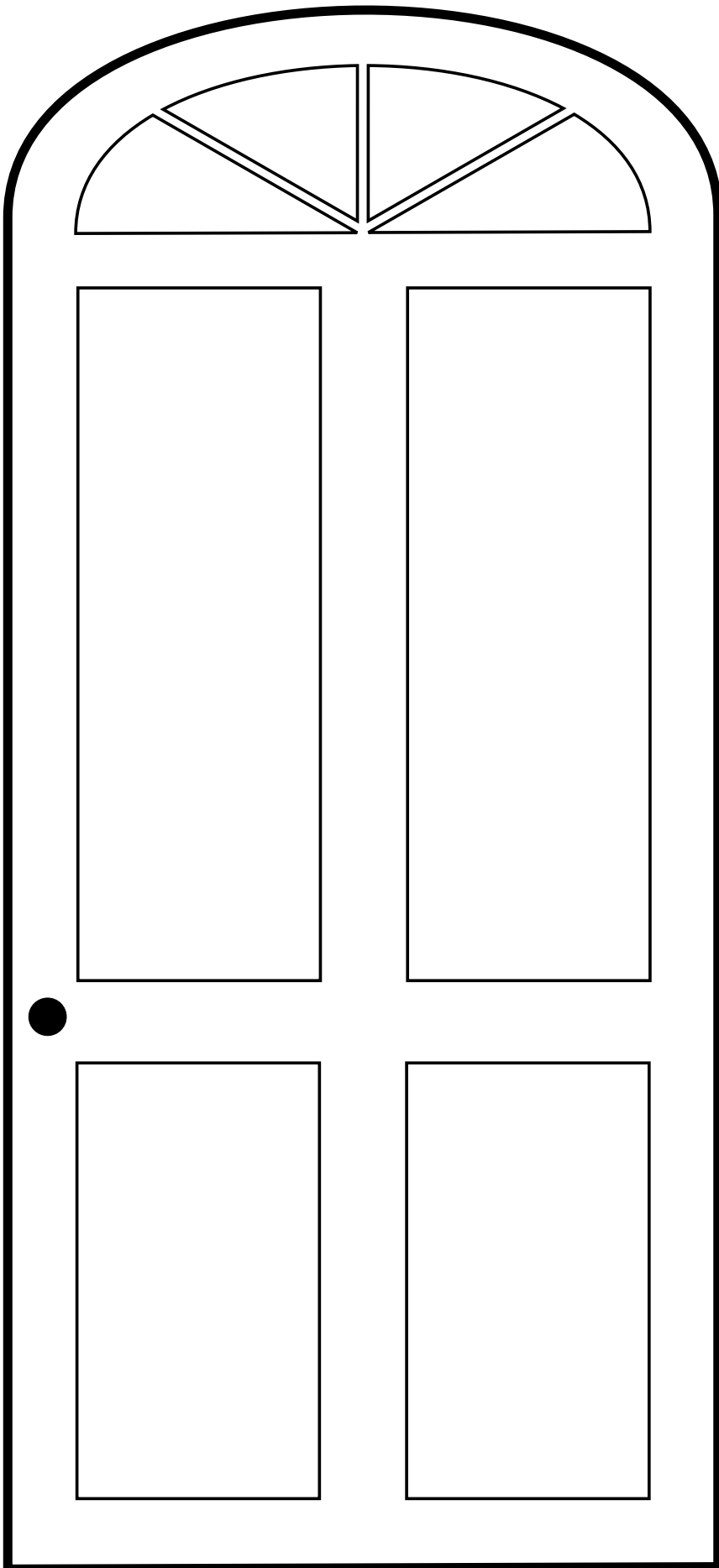
Kathleen Greene made a simple visual for the song “One Door and Only One.” (*Salvation Songs Favorites*, song #67) You only need three doors if you repeat the use of door #1. Each door has a front and back (inside and outside).

For a more elaborate visual, you could start by making the inside and the outside. Then, cut out the window panes in the top and glue the front to the back with a piece of clear cellophane in between. Finally, letter the doors with the words as shown (following page). You then have just three pieces to use in singing the song. The doors are just flipped over as necessary to reveal the words.

Kathleen points out that a number of songs can be illustrated using the same shape for all the cards. Just use a shape that goes along with the theme of the song, and write the words on the shapes.

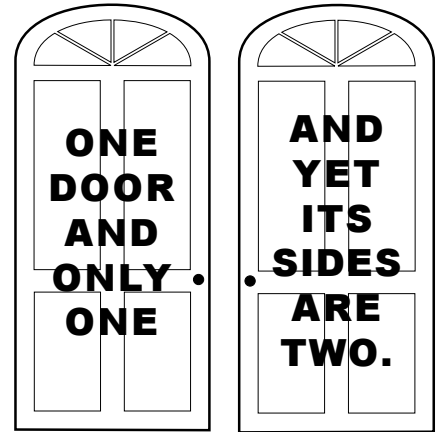
*Salvation Songs Favorites* is available from CEF Press at [www.cefpress.com](http://www.cefpress.com) and at 800-748-7710.






Outside / Inside

#1




#2



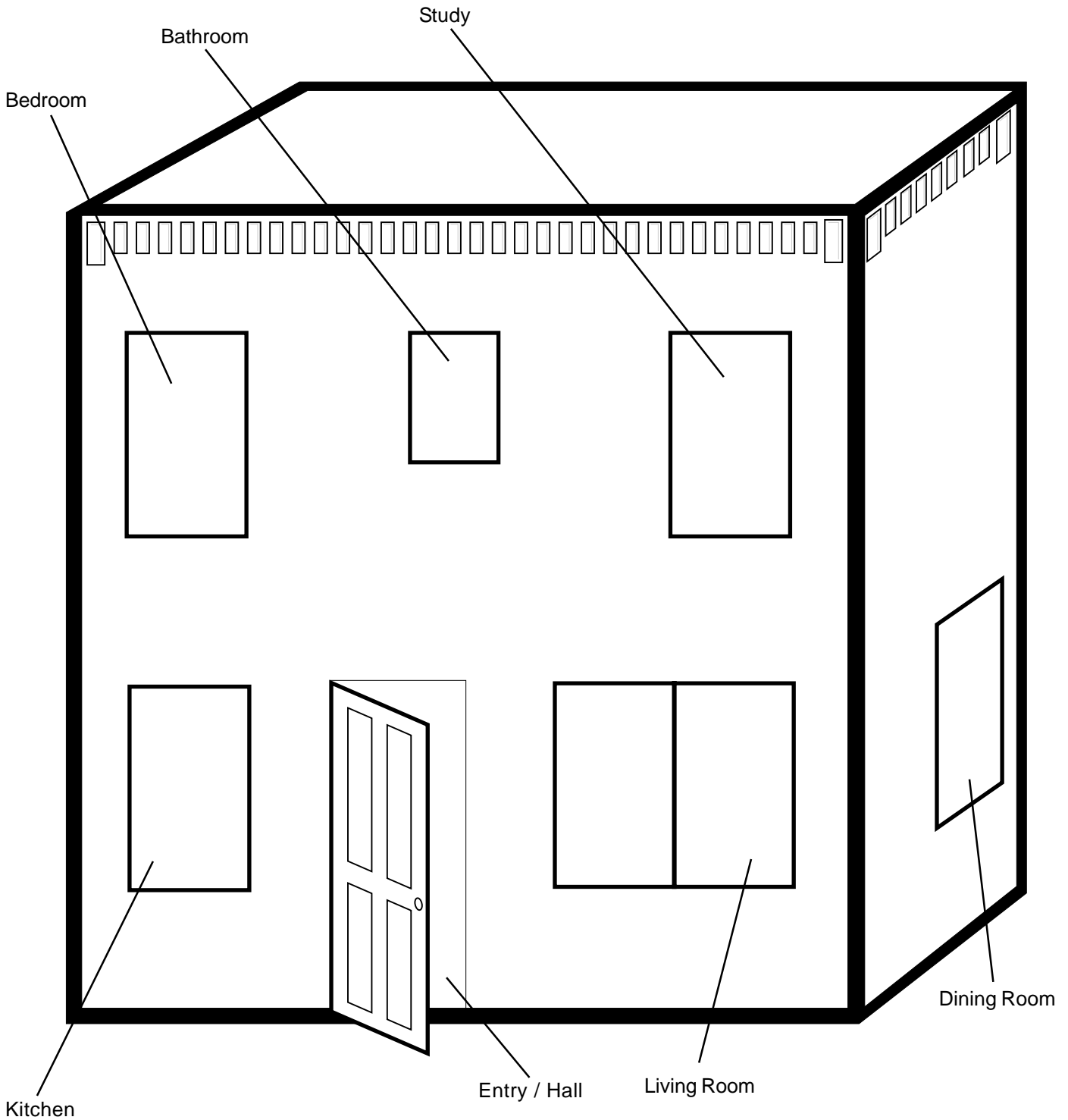
#3 - Repeat door #1.

#4



# MY BODY - GOD'S HOUSE

## DIAGRAM



# My Body GOD'S HOUSE

## PREPARATION:

1. Make a simple cardboard house from a rectangular shaped box.
2. Cut out windows and make the door swing open to reveal the entry/hall inside.
3. Cover windows with clear plastic.
4. Obtain magazine pictures for a bedroom, bathroom, study, kitchen, living room and entry. Glue each to a piece of cardboard to keep it from tearing.
5. Paste the mounted pictures behind the plastic windows.

(This could also be adapted for the flannelboard.)

## EXPLANATION:

What if I invited you to come to my house to live and then said, "You'll need to stay here in the hallway. Don't go in the living room, dining room, bedroom, bathroom, or kitchen." You wouldn't find it a very happy place to live.

On the other hand, if I said, "Come in. Make yourself at home. You're welcome to what's in the fridge, too." You would feel very much at home then, wouldn't you?

I Corinthians 6:19,20 tells us our bodies are the temple of the Holy Spirit. John 14:17 calls Him "the Spirit of truth; whom the world cannot receive, because it seeth him not, neither knoweth him: but ye know him; for he dwelleth with you, and shall be in you." However, too many of us want to have

God's presence in only a small part of the temple - like a closet. We are glad to give God all of the closet to live in. That way, we know He is there, but no one else needs to see Him. The believers in Rome had that same idea, but the Apostle Paul wrote them a message from God. He said, "I speak after the manner of men because of the infirmity of your flesh: for as ye have yielded your members servants to uncleanness and to iniquity unto iniquity; even so now yield your members servants to righteousness unto holiness." (Romans 6:19) God is saying that ALL parts of your body should be open to Him. When God gives us a new nature (II Corinthians 5:17), that new nature is like a new house - a temple in which He can be "at home." The trouble is, we still have that old nature that wants at least one room for itself. We think we can have God's presence in our hearts while we do what WE want with our eyes, or our ears, or our hands and feet. We take the talents and time He has given us and use them for our own selfish desires. I John 2:16,17 says, "For all that is in the world, the lust of the flesh, and the lust of the eyes, and the pride of life, is not of the Father, but is of the world. And the world passeth away, and the lust thereof: but he that doeth the will of God abideth for ever." Let's look at some parts of a house and see if we can learn from them.

**THE ENTRY or HALLWAY** - The entry is the first place people must come before they can get anywhere else in your house. It is like your heart. When you ask God to come into your heart, you welcome Him to the rest of your house too.

continued ...

... "My Body - God's House" continued

**THE LIVING ROOM** - This is where we spent most of our time at home. We entertain guests there too. Have you yielded your friendships to God? Have you made Him "at home" in your living room?

**THE KITCHEN** - The kitchen is where we store and prepare food. Spending time in God's Word is like going to the kitchen to get our spiritual food. It is also where we find spiritual food to share with others.

**THE DINING ROOM** - This is where we enjoy food and fellowship with others. Do we encourage our friends and family to feast on God's Word? Are the things we eat and drink pleasing to God?

**THE BEDROOM** - The bedroom is called a "bedroom" simply because it has a bed for resting. We find spiritual rest by trusting in God for every need. Psalm 4:8 says, "I will both lay me down in peace, and sleep: for thou, LORD, only makest me dwell in safety."

**THE BATHROOM** - This is the place of cleansing. Moment by moment we are to yield our thoughts, words and deeds to the Lord so that we will be clean. "If we confess our sins, he is faithful and just to forgive us our sins, and to cleanse us from all unrighteousness." (I John 1:9)

**THE STUDY** - The study is a place that is entirely given to learning. "A wise man will hear, and will increase learning; and a man of understanding shall

attain unto wise counsels: To understand a proverb, and the interpretation; the words of the wise, and their dark sayings. The fear of the LORD is the beginning of knowledge: but fools despise wisdom and instruction." (Proverbs 1:5-7) Proverbs 3:5,6 tells us to acknowledge God in all our ways so that His direction will be our guide.

Your body, God's house, should be completely yielded to Him. I Corinthians 6:19,20 tells us that our bodies are not our own. The passage tells us that we are bought with a price - the blood of Jesus. His death was the price paid to buy us back from sin. Therefore, He alone has the right to every room in His house. The trouble is that Satan tries to destroy all that is God's. He is an imposter, a thief, and a cheat. He wants to choose our friends and use up our time on useless things. He tries to keep us from the kitchen of God's Word and away from the dining room of spiritual food and Godly fellowship with other Christians. He tries to steal the rest and peace and quiet that God gives.



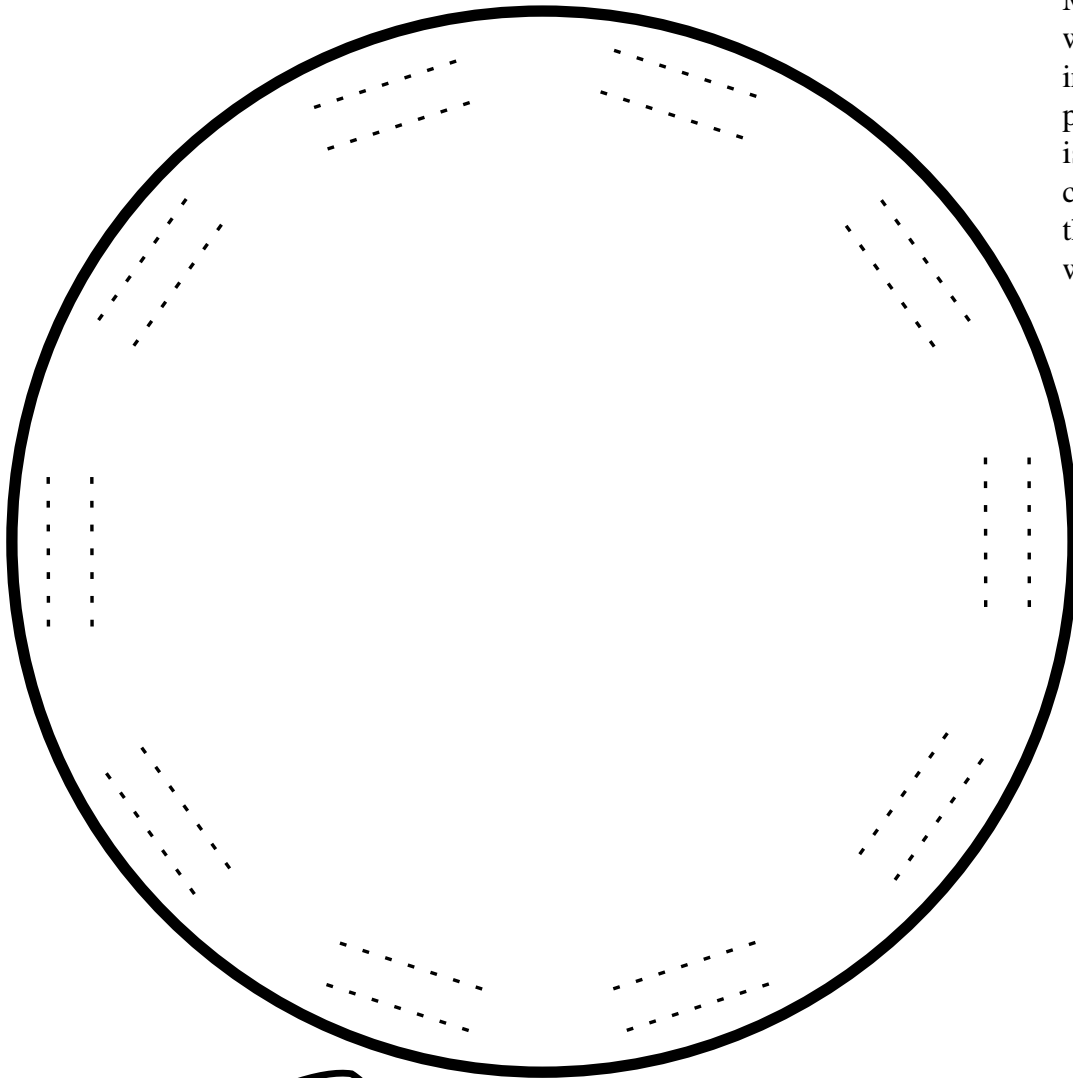
We can't get rid of Satan - only God can do that, and God has promised to do that very thing. For now, we can submit ourselves to God and resist the devil. God says that when we do that, the devil will run away from us. Even if I do sin again, the Lord Jesus will not leave my body, His house, dirty. We can confess our sins and receive His cleansing once again. Make sure God is "at home" in you.

Workshop News

A copy of this lesson (from a June 1964 issue) was requested by a reader. It is offered here in hopes that it will be of help to others as well.

# Sunflower - MEMORY WORK TOKEN


Draw a circle on a piece of brown construction paper. Make slits into which you will insert yellow petals. Each petal is earned as the child memorizes the verse that is written on it.



CHANGE SERVICE REQUESTED

---

## Missionary Giving



I made banks as shown in the diagram, with missionary pictures on them. Each bank is made with two heart shapes which are glued together at the edges, but leaving the top open.

Each child was given a bank and encouraged to pray for that missionary. It also encourages the child to save a few pennies of their own for the missionary, and it can easily be carried in a book or pocket.

I recall one child coming in to class with quite a quantity of pennies in a plastic baggie. She said, "Mrs. Leslie, my heart broke."

by Mrs. Elsie Leslie